


C6 HMI



HIGHLIGHTS

- High-quality visualisation system
- Open and communicative thanks to multiple interfaces and drivers for widely varying controllers, drives
- Integrated remote maintenance
- Intelligent Memory Management with large internal memory

C6 HMI

PROTECTION CLASS IP66

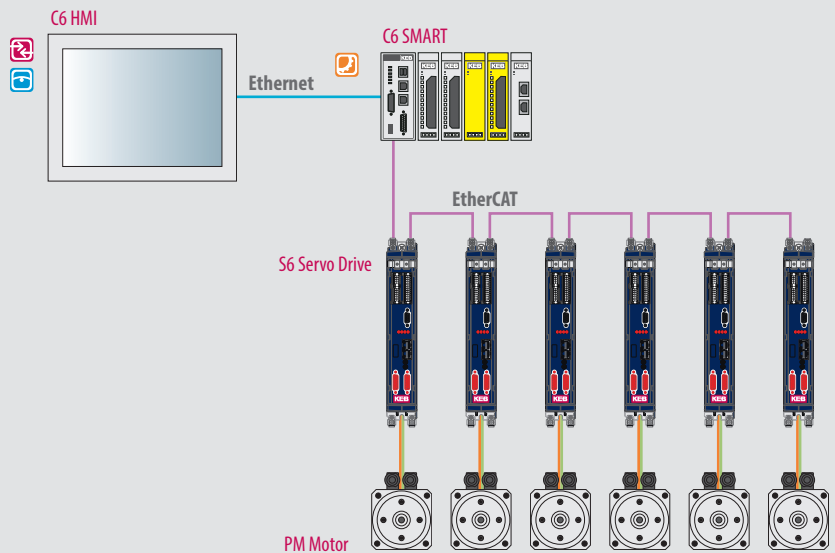
4:3 AND 16:9 FORMATS



ALUMINIUM FRAME

TOUCH SCREEN

16 MILLION COLOURS



CPU

Processor	ARM Cortex A8 - Freescale i.MX535, 1 GHz, 400 MHz Memory Bus
System memory	RAM 1GB DDR3-800
Front panel	GPU with integrated LCD controller

MASS MEMORY

NAND Flash	256 MB for operating system and runtime environments (internal, not removable)
eMMC (Solid State Disk)	4 GB project memory for free use

OPERATING DATA

Power supply	18 . . . 36V DC (isolated power supply)
Operating environment	0 . . . 50°C, Rel. humidity 80% (without condensation)
Storage conditions	-20 . . . 60°C, Rel. humidity 80% (without condensation)

OPERATING SYSTEM

Windows Embedded Compact 7 Pro

APPROVALS

CE (EN 55022, EN 61000-3-2/3, EN 55024, EN 60950-1), cULus LISTED (UL508)

PANEL

Display size	4.3"W	5.7"	7"W	8.4"	10.1"W	10.4"	12.1"	12.1"W	15"	15.6"W
Format	16:9	4:3	15:9	4:3	16:10	4:3	4:3	16:10	4:3	16:9
Resolution	480x272	640x480	800x480	800x600	1280x800	800x600	800x600	1280x800	1024x768	1366x768
Colours	16 M	256 K	16 M	16 M	16 M	16 M	16 M	16 M	16 M	16 M
Brightness	400 cd/m ²	500 cd/m ²	500 cd/m ²	250 cd/m ²	400 cd/m ²	400 cd/m ²	500 cd/m ²	400 cd/m ²	450 cd/m ²	300 cd/m ²
Viewing angle (L:R/O:U)	130°, 90°	140°, 100°	140°, 120°	150°, 130°	160°, 160°	160°, 140°	160°, 140°	176°, 176°	160°, 140°	170°, 160°
Touch technology	Resistive 4 wire			Resistive 5 wire						
Protection class	IP66 On front									
Front panel	Aluminium. Polycarbonate									

C6 HMI


NETWORK-ON LED

USB 1 (TYP A 2.0)

LAN 2 (10/100 MBPS) (COMBIVIS CONNECT)

LAN 1 (100 MBPS)

COM 1 (RS232/422/485/MPI)



DC POWER SUPPLY

USB 2 (TYP A, 2.0)

SD CARD SLOT

RESET BUTTON

INTERFACES

Ethernet	1 x 100 Mbps (RJ45), 1 x 10/100 Mbps (RJ45), 4.3" only 1 x 10/100Mbps (RJ45)
USB on back	2x USB 2.0 (4.3" only 1 x USB 2.0)
Serial interface	1 x RS232/422/485 (DB15M) / MPI 187.5 kbit/s
SD/SDHC card slot	External access / removable V 2.0 (push-push type) from size 5.7"

PANEL SIZE	A	B	C	D	E	F	G	H	J	K	L	M	N
4.3"	140	95	5	30	–	5	–	84	–	–	128	131	86
5.7"	175	145	5	40	–	7	–	131	–	–	161	164	134
7.0"W	215	155	5	40	–	7	–	141	–	–	201	204	144
8.4"	255	190	5	19.5	29	7.5	15	130	30	42	156	243	179
10,1"W	293	201.5	5	19.5	29	6.5	15	130	43.5	62	156	285	193.5
10.4"	295	230	5	19.5	29	7.5	15	130	70	62	156	283	219
12.1"	325	260	5	19.5	29	7.5	15	130	100	77	156	313	249
12.1"W	321	222.5	5	19.5	29	6.3	15	130	65	76	156	313	215
15.0"	390	305	6	19.5	29	7.5	15	130	145	109.5	156	378	294
15.6"W	420	265	6	19.5	29	7.5	15	130	105	124.5	156	410	255

