

C6 SMART



HIGHLIGHTS


- Super compact = 47 x 122 x 124
- DIN rail IPC with flexible expandable I/O assemblies and integrated micro UPS
- Optimised processor power for synchronous motion control, rapid switching and detection of signals
- Smart system with integrated real-time controller, visualisation and remote monitoring supplemented by a wide range of interfaces (DVI, USB, Ethernet, EtherCAT®, CANopen, RS232/485)

C6 SMART

STATUS-LED

SERIAL (OPTIONAL)
CAN (OPTIONAL)

DC POWER SUPPLY



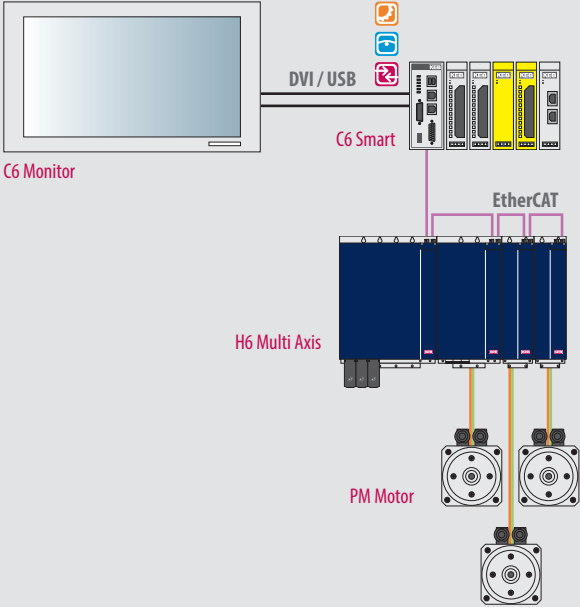

ETHERCAT

USB

ETHERNET

ETHERCAT

GRAPHICS



CPU

Processor	ARM iMX6 Dual Core Cortex-A9 @ 1 GHz
System memory	RAM 1 GB
Graphic controller	Integrated in ARM iMX6 Cortex A9

MASS MEMORY

System memory	4 GB for operating system and runtime environments
Application memory	8 GB project memory for free use
Retain memory	128 KB persistent and retain

OPERATING DATA

Power supply	18 . . . 36 V DC incl. Micro UPS
Operating environment	0 . . . 50 °C, Rel. humidity up to 95 % (without condensation)
Storage conditions	-20 . . . 60 °C, Rel. humidity up to 95 % (without condensation)


OPERATING SYSTEM

	Windows Embedded Compact 7 Pro
--	--------------------------------

APPROVALS

	CE, cULus
--	-----------

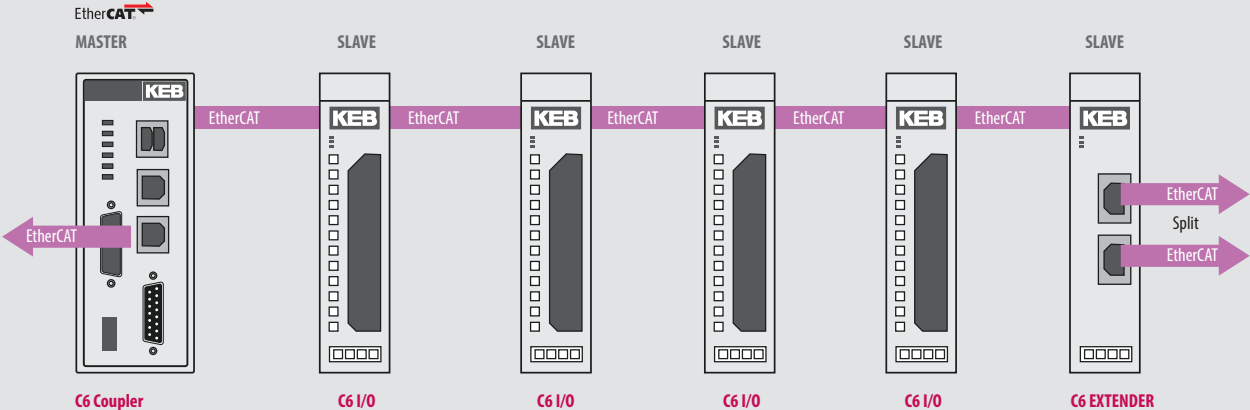
C6 SMART



RESET BUTTON

**RESTORE BUTTON, ZUM ZURÜCKSETZEN
DES STEUERUNGSSYSTEMS**

INTEGRIERTE MICRO USV



INTERFACES

Ethernet	1 x 10/100/1000 Mbps (RJ45)
EtherCAT®	1 x EtherCAT® Master(RJ45) 1 x E-BUS Port (C6 IO Module)
USB	2 x USB 2.0
Monitor output	1 x DVI-D
Diagnostics	Multicolour LED

OPTIONS

Serial interfaces	1 x RS232/485 opto-isolated
CAN	CAN Master / Slave with terminating resistor

PUSHBUTTON

Taster	Hardware reset Default settings
--------	------------------------------------

A	B	C	D	E
47	122	124	42,8	17,5

